

BEIJING ORIENTAL YUHONG WATERPROOF TECHNOLOGY CO., LTD.



2016

002271

) (

"

"

			2016	12
31	882,686,848	10		1.50
	0			

.....	1
.....	4
.....	8
.....	12
.....	38
.....	69
.....	79
.....	80
.....	92
.....	103
.....	104
.....	229

		2016 2016 1 1 2016 12 31



			002271
	BEIJING ORIENTAL YUHONG WATERPROOF TECHNOLOGY CO., LTD.		
	ORIENTAL YUHONG		
	2		
	101309		
	4		
	100123		
	www.yuhong.com.cn		

	91110000102551540H

	22 5

	168		2014 8 20 2016
	29		12 31

	2016	2015		2014
	7,000,232,779.37	5,303,990,441.76	31.98%	5,005,923,672.60
	1,028,709,692.11	729,715,166.83	40.97%	576,550,564.08
	956,471,658.39	627,153,462.21	52.51%	553,270,468.30
	590,415,049.41	421,316,930.38	40.14%	351,061,516.89



/	1.22	0.89	37.08%	0.75
/	1.20	0.89	34.83%	0.74
	23.17%	19.61%	3.56%	25.59%
	2016	2015		2014
	8,856,548,542.40	6,084,059,679.83	45.57%	5,141,218,866.06
	4,974,514,336.93	4,066,410,574.51	22.33%	3,417,539,186.26

	2016	2015	2014	
	20,362,504.91	-5,669,905.57	-392,605.94	
	62,914,553.44	114,248,377.70	27,399,092.00	
			165,674.10	
	-1,063,974.11	-2,391,106.00	67,380.00	
	1,235,932.76	582,432.58	439,381.11	
			-552,137.24	
	11,194,199.82	4,207,155.21	3,709,949.16	
	16,783.46	938.88	136,739.09	
	72,238,033.72	102,561,704.62	23,280,095.78	--

1

1

1

DAW SE

199

DAW SE

"

"

"

"

"

"

1

2

1

"

"

" "

" "

"

"

"

"

" 2016

500

"

" 2016

"

2016

2

2009 11

"

"

"

"

Lehigh University

PITA FY16

Asphalt Technology LLC

The University of Alabama

Ben Franklin

TechVenture

3

4

5

150

800

6

“ ”

7



2016



					227	111
	89		27		79	28
						47
4		2	PCT			
1						
2016						
1				7,000,232,779.37		31.98%
2				4,015,769,842.35		27.81%
3				840,323,959.75		28.68%
					824,614,520.22	
	38.56%					
	46,363,984.98			71.30%		
4				317,040,550.69		26.16%
5					590,415,049.41	
40.14%						
				-489,296,832.79		17.75%
440.67%						
	15.02%					
				829,803,839.78		700.41%
191.67 %						69.81%



2

1

	2016		2015		
	7,000,232,779.37	100%	5,303,990,441.76	100%	31.98%
	5,583,592,372.69	79.76%	4,050,814,242.39		



	3,684,465,611.31	1,931,307,788.96	47.58%	37.04%	28.27%	3.58%
	1,899,126,761.38	1,027,832,354.10	45.88%	39.42%	36.78%	1.05%
	956,025,765.70	681,949,946.13	28.67%	14.00%	18.59%	-2.76%
	6,977,045,215.66	4,002,730,840.22	42.63%	31.91%	27.75%	1.87%

1

3

			2016	2015	
			274,972,644.44	185,411,241.57	48.30%
			276,368,080.7	183,993,536.6	50.21%
			6,873,508.69	5,478,072.43	25.47%

30%

2017

2016

31.98%

48.3%

4

5

		2016		2015		
		2,683,779,648.43	90.69%	2,043,818,275.89	90.55%	31.31%



		52,515,627.25	1.77%	41,263,198.08	1.83%	27.27%
		137,896,708.93	4.66%	106,023,952.29	4.70%	30.06%
		183,638,002.10	26.93%	145,168,672.96	25.24%	26.50%
		410,227,347.18	60.16%	356,654,390.95	62.02%	15.02%
		59,201,446.92	8.68%	49,974,518.10	8.69%	18.46%
		28,883,149.93	4.24%	23,268,079.64	4.05%	24.13%
		236,259,415.87	84.26%	238,341,025.05	83.76%	-0.87%
		22,683,820.01	8.09%	23,817,029.37	8.37%	-4.76%
		21,450,089.38	7.65%	22,394,267.76	7.87%	-4.22%
		3,921,483,414.46		3,116,731,679.68		25.82%

		2016		2015		
		1,741,006,816.31	90.15%	1,355,159,235.62	90.01%	28.47%
		52,515,345.99	2.72%	42,179,812.21	2.80%	24.50%
		41,968,889.12	2.17%	33,348,013.04	2.21%	25.85%
		95,816,737.53	4.96%	74,955,064.31	4.98%	27.83%
		942,772,832.12	91.72%	688,659,040.28	91.64%	36.90%
		32,432,812.44	3.16%	23,828,457.38	3.17%	36.11%
		10,546,738.13	1.03%	7,915,185.04	1.05%	33.25%
		42,079,971.40	4.09%	31,068,887.98	4.13%	35.44%
		183,638,002.10	26.93%	145,168,672.96	25.24%	26.50%
		410,227,347.18	60.16%	356,654,390.95	62.02%	15.02%
		59,201,446.92	8.68%	49,974,518.10	8.69%	18.46%
		28,883,149.93	4.24%	23,268,079.64	4.05%	24.13%
		236,259,415.87	84.26%	238,341,025.05	83.76%	-0.87%
		22,683,820.01	8.09%	23,817,029.37	8.37%	-4.76%
		21,450,089.38				

Oriental Yuhong

(America) Developments Ltd.

7

8

	1,032,601,082.95
	14.75%
	0.00%

5

1		422,558,924.60	6.04%
2		308,316,048.01	4.40%
3		114,007,053.75	1.63%
4		94,962,395.47	1.36%
5		92,756,661.12	1.33%
	--	1,032,601,082.95	14.75%

	1,327,473,133.62
	41.12%
	0.00%

5

1		664,053,117.28	20.57%
2		401,011,545.13	12.42%



3		139,086,732.63	4.31%
4		62,708,249.66	1.94%
5		60,613,488.92	1.88%
	--	1,327,473,133.62	41.12%

3

	2016	2015		
	840,323,959.75	653,017,076.53	28.68%	
	824,614,520.22	595,133,261.00	38.56%	
	46,363,984.98	27,065,993.72	71.30%	
	130,528,616.97	108,420,129.04	20.39%	

4

317,040,550.69 4.53%

227 111

89 27 79 28 47 4

2 PCT



	2016	2015	
	262	257	1.95%
	4.82%	6.14%	-1.32%
	317,040,550.69	251,308,059.11	26.16%
	4.53%	4.74%	-0.21%
	0.00	0.00	0.00%
	0.00%	0.00%	0.00%

5

	2016	2015	
	8,083,379,085.80	5,939,781,819.26	36.09%
	7,492,964,036.39		



-489,296,832.79

17.75%

440.67%

15.02%

829,803,839.78

700.41%

191.67 %

69.81%

	95		56			
	712,354,916.16	8.04%	636,284,084.70	10.46%	-2.42%	
	1,596,891,346.57	18.03%	1,313,654,307.69	21.59%	-3.56%	
	271,670,831.84	3.07%	164,938,013.96	2.71%	0.36%	
	1,062,840,844.84	12.00%	622,816,164.23	10.24%	1.76%	

2

	0.00						0.00
	27,600.00					-27,600.00	0.00

3

	176,320,430.96
	58,649,077.57
	538,998,700.00
	2,333,030.66
	1,760,006.46
	778,061,245.65
	-

1

--	--	--



641,896,500.00	140,000,000.00	358.50%
----------------	----------------	---------

2

			45,000,000.00	100.00 %			30				-11,522,449.40			
			35,000,000.00	100.00 %							-604,701.22			



		(1)							
2.4	2,000	14,586	14,586	0	0.00%	2017 31	12	0	
	--	14,586	14,586	0	--	--	--	0	--
()				2016 10 19					2,000
()				14,586		2.4		11.66%	
()									

1

2

--	--	--	--	--	--	--	--	--	--	--	--	--	--



KELVIC INVESTMENT (HK) LIMITED	100%	2016											
		11 30	42,488. 66	-250.57	1.29%							2016 12 01	

10%

			160,000,000. 00	1,571,892,72 1.88	747,576,638. 60	1,098,171,14 1.06	143,244,300. 21	137,972,121. 98
			110,000,000. 00	725,107,941. 29	496,627,113. 37	760,038,565. 54	154,590,973. 31	134,031,712. 87
			100,020,000. 00	1,594,124,09 4.45	951,662,340. 64	2,071,093,88 2.91	575,824,252. 58	512,367,367. 09
			150,000,000. 00	673,952,841. 74	288,496,386. 02	729,152,882. 32	146,563,019. 91	127,282,521. 91

137,972,121.98 134,031,712.87 512,367,367.09 127,282,521.91

1

2016

2

1

2016

" "

2

3

4

2014-2020

2020

60%

45%

2020

20%

2030

80%

2016

14

2016 -2018

303

" "

[2016]71

10

30%

3

20

1

2014

2

3

4

5

1

"

"

"

"

2016

"

"

2017

2

3

CRM OA SAP

4

2017

5

" "

6

2016 12
2017

7

2017



1

2016

3

MDI SBS

4

5

1





--	--	--	--

2014	4	9	2013	<	>
			2014	2016	
			2016	5	16
2015			2016	3	31
			9,976,091		820,717,348
10		1.00			82,071,734.80
2016	6	3	2016		
			2016		81,587,770.55
				[2012]37	3
			[2013]43		
			2017-2019		
		2017	-2019	2016	11 18
2016					

www.cninfo.com.cn

3

1 2014

2014	12	31	416,326,636	10
2.00			83,265,327.20	
10	10		416,326,636	

2 2015

2016	3	31	830,693,439		
9,976,091			820,717,348	10	1.00
			82,071,734.80		

3 2016

2016	12	31	882,686,848	10
1.50			132,403,027.20	

2016	132,403,027.20	1,028,709,692.11	12.87%	0.00	0.00%
2015	82,071,734.80	729,715,166.83	11.25%	0.00	0.00%
2014	83,069,343.90	576,550,564.08	14.41%	0.00	0.00%

				2008 01 08		

--	--	--	--	--	--	--

				2014 08 18		

				2015 07 09	2015 7 9 2016 1 8	

			2015 7 9 2016 1 8			
			2015 7 10	2015 07 09	2015 7 9 2016 1 8	
			1000			
		1		2016 11 01		
		2				

			3			
			4			
			5			

" "

2016 22


2016 5 1

2016 5 1

6

Oriental Yuhong

(America) Developments Ltd.



	135
	10

2014

A

19,100,699.77

2016

1	2012	10	10						
						1800			
					34352	5.24%			
	1684			93.556%	116		6.444%		
				287				7.03	/
2							2013	7	5
						1800			
	34352			5.24%		1730.2		96.12%	
69.8				3.878%					287
	344					7.03	/		
3	2013	7	22		2013				

4 2013 8 19

344

311

1800

1730.2

69.8

1701.4

1631.6

69.8

2012

7.03 /

6.83

/

2013 8 19

311

1631.6

2013 9 5

1631.6

12762.60

2013 -2017

		2013	2014	2015	2016	2017
1631.6	12762.60	3038.89	6968.03	2002.49	547.05	206.13

5 2014 7 14

2014 7 14

19

69.8

12.80 /

2014 8

8

402.9688

2014 -2017

	2014	2015	2016	2017
402.9688	145.7611	207.7430	45.3839	4.0809





11 7

	2014	2015	2016	2017
345.5990	128.0527	179.2182	35.4166	2.9116

12 2016 8 18

276

677.35

2013

677.35

2016 9 8

2013

2015

58

103.45

2016 11 7

	2013	2014	2015	2016	2017
11687.54	2841.06	6459.83	1743.33	464.99	178.34

1 2016 6 30



				1,112					8.24 /
2			2016	7	1				
									2016 7
27									
				6,500					
83,069.34				7.82%			6,414.1		98.68%
85.9									1,112
				1.32%					
									8.24 /
				1,263					
3	2016	8	12						2016

39143.96 2016 -2020

		2016	2017	2018	2019	2020
6312.6	39143.96	8696.06	20475.85	7230.72	2331.44	409.89

	2016 07 01	www.cninfo.com.cn
	2016 07 20	www.cninfo.com.cn
	2016 07 28	www.cninfo.com.cn
	2016 08 02	www.cninfo.com.cn
	2016 08 13	www.cninfo.com.cn
	2016 08 19	www.cninfo.com.cn
	2016 08 27	www.cninfo.com.cn
	2016 09 06	www.cninfo.com.cn
	2016 09 29	www.cninfo.com.cn
	2016 11 09	www.cninfo.com.cn

1

--	--	--	--	--	--	--	--	--	--	--	--	--	--	--



--	--

2

3

4

5

2016 11 30

KELTIC INVESTMENT (HK) LIMITED

8,250

100%

11

0 0

2016 12 22

2016



	2016 12 01	www.cninfo.com.cn
2016	2016 12 23	www.cninfo.com.cn

1

1

2

3

10%

10%

2



1

	2016 04 23	5,000	2016 12 22	465.43				
	2016 04 23	23,000	2016 04 27	10,000				
	2015 03 18	5,000	2015 12 30	361.01				
	2016 04 23	6,000	2016 10 31	2,759.46				
	2016 04 23	5,000	2016 05 26	5,000				
	2013 04 13	6,000	2014 03 17	7.08				



	2015 03 18	10,000	2016 01 20	6,918.9				
	2015 03 18	5,000	2015 05 07	30.1				
	2015 03 18	3,300	2015 07 28	400				
	2015 03 18	3,000	2015 07 31	3,000				
	2016 04 23	430	2016 06 12	430				
	2016 04 23	5,000	2016 10 24	1,588.26				
	2015 03 18	3,000	2016 04 19					
B1			275,000	B2				65,202.52
B3			275,000	B4				



3

1

2

4

1

2

2016

2017 4 21

www.cninfo.com.cn





				GB/T 36001-2015	GRI

1.	ISO14001	
2.		2,115.74
3.		
4.		941.88
5.		69.57

2015 8 24 20 40,000

2015

2015 9 10 2015

2015 9 11

2015 9

1

2016 1 12

2016 4 15

9 0 0

"

5000

10

2016 5

2

2016 2 24

2016 3 17

9 0 0

5

2016 4

3

2016 9 12

11.8



2016 10 19

12

0

0

10,000

2016 9

4

2016 11 1

10

15

5

2016 5 19

10

,

1

2016 3 17

9

0

0

11,500

500

12,000

10,000

2016 4

2

199

27,100

13,850

51.11%

199

13,250

48.89%

2016

4

22

9

0

0

3

DAW SE

2016

12

2

DAW SE

DAW ASIA LIMITED

DAW ASIA

CAPAROL

Beteiligungs-GmbH

DAW SE

DAW ASIA

2016

12

14

12

0

0

18,000

DAW ASIA LIMITED

18,000

DAW ASIA 90%

DAW ASIA

4

30,000

10,000

40,000

100%

2016

5

19

9

0

0

5

4,500



100% 2016 5 19 500 5,000 9 0

0

1.92

10

4.80%

2016 11 17

< >

<

<

<

<

>

>

2016 12 5

2016

2016 12 21

[2016]424

[2016]716

	2015 08 25	www.cninfo.com.cn
	2015 09 11	www.cninfo.com.cn
	2015 09 23	www.cninfo.com.cn
	2015 10 09	www.cninfo.com.cn
	2015 11 04	www.cninfo.com.cn
	2015 12 01	www.cninfo.com.cn
	2016 01 05	www.cninfo.com.cn
	2016 01 13	www.cninfo.com.cn
	2016 01 28	

1

	267,702,486	32.23%	53,149,909	0	0	-663,870	52,486,039	320,188,525	36.27%
1	0	0.00%	0	0	0	0	0	0	0.00%
2	0	0.00%	0	0	0	0	0	0	0.00%
3	267,702,486	32.23%	53,149,909	0	0	-663,870	52,486,039	320,188,525	36.27%
	0	0.00%	0						





14

27.7

4

12.2

276

677.35

58

103.45

2

6312.6

53,149,909

9,976,091

3

4

75%

2016 6 30

2016 8 12

2016

2016 8

25

2016 9

29

1197

6312.6

53,149,909

9,976,091

2016 7 19

14

27.7

2013

2013

2015

		4					
	12.2						
2016	8	18					
		276		677.35			
	2013						
2013							
	2015		58				
		103.45					
1	2016	9	29				
1197		6312.6	1178	53,149,909			
		6.40%	53,149,909	2016	9	29	
2							
			115.65		2016	11	7
		830,693,439		882,686,848			

2

	198,385,728	3,000,000	0	195,385,728		2016
	40,093,326	0	0	40,093,326		
	8,713,288	0	0	8,713,288	8,425,288 288,000	
	3,510,550	1,885,048	909,498	2,535,000	909,498	2016 182,056 2016 11 6 1,702,992
	1,137,594	75,000	800,000	1,862,594	800,000	2016
	250,000	62,500	1,112,919	1,300,419	512,919	2016 9 8



2016

					600,000	62,500
--	--	--	--	--	---------	--------

942,594

0

300,000

1,242,594

300,000



2016

	267,702,486	12,138,803	64,624,842	320,188,525		

830,693,439

882,686,848

3

1

	35,220		30,238	8	0	8	0
		5%		10			
		29.51%	260,514,304	195,385,728	65,128,576		104,141,100
		6.06%	53,457,768	40,093,326	13,364,442		14,000,000
		2.95%	26,068,912	26,018,910	26,068,912		
		2.31%	20,397,363	20,397,360	20,397,363		
		1.59%	14,040,310	14,040,310	14,040,310		



			22		2		
		1.45%	12,769,100		0	12,769,100	
		1.31%	11,573,718	-44,000	8,713,288	2,860,430	
		1.13%	10,000,000	-			

10	

10

10

10

10


2

	<p>1965</p> <p>1989</p> <p>1993 1995</p> <p>1998</p> <p>2005</p>	<p>1992</p> <p>1995</p> <p>2003 7</p> <p>2012</p>
	22.03%	603588

3

	1965	

	1989 1993 1995 1998 2005	1992 1995 2003 7 2012
10	22.03%	603588



4 **10%**

5



				52	2016 05 26	2019 05 25	260,514,304	0	0	0	260,514,304
				51	2016 05 26	2019 05 25	53,457,768	0	0	0	53,457,768
				53	2016 05 26	2019 05 25	11,617,718	0	44,000	0	11,573,718
				52	2013 02 25	2016 05 26	4,437,992	0	240,000	0	4,197,992
				44	2016 05 26	2019 05 25	1,416,792	0	0	800,000	2,216,792
				46	2016 05 26	2019 05 25	450,000	100,000	0	700,000	1,250,000
				40	2016 05 26	2019 05 25	400,000	0	0	600,000	1,000,000
				44	2016 05 26	2019 05 25	840,092	93,800	0	600,000	1,533,892
				46	2016 05 26	2019 05 25	300,000	21,900	20,000	700,000	1,001,900
				60	2016 05 26	2019 05 25	0	0	0	0	0
				62	2016	2019	0	0	0	0	0



				2016
			2016 05 26	2016 2016 5 26
			2016 05 26	2016 2016 5 26
			2016 05 26	2016 2016 5 26
			2016 05 26	2016 2016 5 26
			2016 05 26	2016 2016 5 26
			2016 05 26	2016 5 26

1965

1989 1992 1993 1995

1995 1998

2003 7

2005 2012

1966

1998 2002 2009 2007 10

2011

1964

1988 1998 1998 2001

2001

1973 EMBA

1995 1998

1998 2000 2000

2003 2009 2009

1971

1993

2008

2008 2009 2009 10

1977 1998

2004 2004 8

1973 1998

1971 1992 2001

2001 2006

2006 8

1957 1983 1988 1989

1994 1995 2007

2007

1955 1990 2002

2002 2010

1963 1981 1986

1986 1992 1992

2011

,

1957
1980
1993
1993
2009
GD/TC83
2
3
1963
2000
2004
1993
2000
2004
2005
2005
2004
2006
2007
1940
1959
1980
SBS/APP
PVC
2003
1977



3

1973

1973

Holcim

Group Support Ltd

HARP

P-media Network Inc.m76EE Tci()T95D0D376EF57119602C8

			2006 05 26		
			2016 09 27	2019 09 26	
			2011 07 19		
			2002 08 01		
			2015 12 14		
			2011 03 20		
			2011 10 18		
			2011 09 23		
			2016 09 27	2019 09 26	
			2014 05 09	2017 05 08	
			2016 08 29	2019 08 28	
			2015 09 11	2017 08 28	
			2015 03 12	2018 03 11	
			2015 03 19	2018 03 18	
			2016 09 09		
			2015 12 14		

8 /

			52		85.14	
			51		48.39	
			53		181.71	
			52		0	
			44		200.3	
			46		168.23	
			40		117.25	
			44		83.04	
			46		160.3	
			60		8	
			62		8	
			54		8	
			60		8	
			54		40.9	
			77		42.5	
			40		17.64	
			44		84.51	
			44		103.63	



			57		85.14	
			37		71.03	
			37		37.33	
	--	--	--	--	1,559.04	--

				/					/	
		0	0	0	0	532,000	244,000	0	0	288,000
		0	0	0	0	250,000	125,000	0	0	125,000
									8.24	950,000

	3	2016	9	1197
			6312.6	

1

	2,298
	3,135
	5,433
	5,433
	0
	1,335
	1,488
	998
	136
	1,476
	5,433
	208
	2,138
	3,087
	5,433

2

3

4

1

2

6

3

4

12

4

19

5

3

1

11

6

7

8

1

2

3

4

5

1

2015		0.36%	2016 05 16	2016 05 17	www.cninfo.com.cn)
2016		0.40%	2016 05 26	2016 05 27	www.cninfo.com.cn)
2016		3.47%	2016 08 12	2016 08 13	www.cninfo.com.cn)
2016		2.81%	2016 11 18	2016 11 19	www.cninfo.com.cn)

1

	19	19	0	0	0	
	19	19	0	0	0	
	19	19	0	0	0	
	13	13	0	0	0	
						6

2**3**

	2016	2016 3 14	1						2	
	2016	2016 4 12								
	2016	2016 4 11	1	2016					2	
	2016	2016 5 31	3			3				
	2016	2016 5 13	1						2	
	2016	2016 8 8	1							
	2016	2016 10 8	1			2		3	4	
	2016	2016 11 11	1					2		
	2016	2016 11 11				3		4	5	
	2016	2016 11 14								
	2016	2016 11 25								
	2016	2016 12 9								
	2016	2016 4 11	1	2015		2	2016		3	2015
				4	2015			5	2015	



			6 2015	7 2015
			8	2016
		9		
2016	2016 4 18	2016		
2016	2016 5 3	3		
2016	2016 8 8 1	2016	2	2016
2016	2016 10 8	2016	3	2
2016	2016 10 26	1	2	
		3		
		4		5
		6		
		7		
		8		
2016	2016 11 25			
2016	2016 4 11	1	2015	2 2015
2016	2016 6 25	1	2	
2016	2016 7 15			
2016	2016 7 22	1	(2
2016	2016 8 8	8		
2016	2016 8 18	1	2	
2016	2016 5 3 1	1	2	
2016	2016 5 13	1	2	3 4

2013 2016

"

"

"

"

1

2

	2017 04 21
	(http://www.cninfo.com.cn)
	100.00%

		100.00%
	2016	
	10%	10%
	10%	10%
	5%	5%
		0
		0
		0
		0

2016 12 31	
	2017 04 21
	(http://www.cninfo.com.cn)





1

2016 12 31

	1,611,155,281.10	624,214,968.32
	368,145,411.76	368,953,305.60
	2,883,103,322.95	2,082,081,140.56
	132,053,144.27	70,341,530.59
	303,460,923.17	120,651,947.51
	712,354,916.16	636,284,084.70
	44,346,959.36	41,385,162.18
	6,054,619,958.77	3,943,912,139.46
	47,689,805.00	33,000,000.00

	1,596,891,346.57	1,313,654,307.69
	271,670,831.84	164,938,013.96
	571,525,339.34	418,554,895.48
	22,907,822.64	22,907,822.64
	9,626,571.11	5,485,089.94
	125,359,117.76	68,899,991.10
	156,257,749.37	112,707,419.56

	3,807,200,310.32	1,951,920,458.45
	2,763,039.46	3,843,039.46
	60,079,015.41	59,868,250.04
	62,842,054.87	63,711,289.50
	3,870,042,365.19	2,015,631,747.95
	882,686,848.00	830,693,439.00

		4,986,506,177.21	4,068,427,931.88
		8,856,548,542.40	6,084,059,679.83

2

	61,920,927.81	50,055,136.85
	1,291,699.27	2,364,442.42
	61,534,586.86	29,055,173.21
	20,400,000.00	11,953,764.87
	2,513,192,404.15	1,806,048,495.81
	6,868,042,673.93	5,266,913,214.26
	728,203,988.71	458,946,816.27
		27,600.00
	282,558,000.00	88,264,296.11
	794,481,297.91	1,157,884,494.16
	325,147,264.49	407,354,521.39
	14,377,636.49	13,113,153.84
	7,101,903.13	30,775,286.41
	1,148,402.57	6,651,018.79

	5,372,000.08	8,058,000.04
	5,372,000.08	8,058,000.04
	4,388,409,249.26	2,596,086,550.12
	882,686,848.00	830,693,439.00
	1,812,412,670.69	1,406,087,908.19
	545,231,510.00	53,445,290.00
	86,174,849.45	86,174,849.45
	243,590,566.53	401,315,757.50
	2,479,633,424.67	2,670,826,664.14
	6,868,042,673.93	5,266,913,214.26

3

	7,000,232,779.37	5,303,990,441.76
	7,000,232,779.37	5,303,990,441.76
	5,926,830,473.97	4,576,525,477.54
	4,015,769,842.35	3,141,970,716.14

	81,265,521.16	90,795,489.36
	840,323,959.75	653,017,076.53
	824,614,520.22	595,133,261.00
	46,363,984.98	27,065,993.72
	118,492,645.51	68,542,940.79
		-27,600.00
	23,151,884.31	636,494.00
-		
	1,096,554,189.71	728,073,858.22
	66,846,757.88	116,567,116.46
	1,823,780.63	997,462.89
	6,549,625.19	7,406,211.75
	5,677,134.14	6,667,368.46
	1,156,851,322.40	837,234,762.93
	130,528,616.97	108,420,129.04
	1,026,322,705.43	728,814,633.89
	1,028,709,692.11	729,715,166.83
	-2,386,986.68	-900,532.94
	-162,400.18	
	-162,400.18	
1.		
2.		
	-162,400.18	

1.		
2.		
3.		
4.		
5.	-162,400.18	
6.		
	1,026,160,305.25	728,814,633.89
	1,028,547,291.93	729,715,166.83
	-2,386,986.68	-900,532.94
	1.22	0.89
	1.20	0.89

4

	3,685,516,881.60	3,361,706,079.38
	3,104,062,099.73	2,599,931,808.41
	13,024,233.08	12,963,013.82
	295,434,788.81	381,224,910.62
	334,711,970.57	270,742,815.21
	28,525,757.20	15,751,869.25
	26,528,695.26	5,572,483.53
		-27,600.00

	-2,253,779.11	-2,363,506.00
	-119,024,442.16	73,128,072.54
	6,110,891.61	5,469,700.21
	49,352.35	518,544.83
	2,738,939.68	3,481,276.14
	2,368,939.68	3,116,397.02
	-115,652,490.23	75,116,496.61
	-39,515,069.81	10,769,541.95
	-76,137,420.42	64,346,954.66
1.		

--	--	--

5

	7,763,858,987.25	5,694,704,779.13
	17,466,891.40	11,855,318.94
	302,053,207.15	233,221,721.19
	8,083,379,085.80	5,939,781,819.26
	5,166,537,771.96	3,664,453,291.76
	778,700,290.03	557,684,286.83
	652,694,193.73	517,388,148.78
	895,031,780.67	778,939,161.51
	7,492,964,036.39	5,518,464,888.88

	590,415,049.41	421,316,930.38
	8,831,842.00	
		3,000,000.00
	5,505,109.71	1,832,416.25
	213,898,668.04	
	19,438,563.85	40,976,541.55
	247,674,183.60	45,808,957.80
	707,779,608.28	627,819,906.63
	22,331,842.00	
		6,870,741.25

	939,648,599.03	-307,552,912.42
	495,186,251.11	802,739,163.53
	1,434,834,850.14	495,186,251.11

6

	3,775,589,285.25	3,838,459,510.67
	1,144,394,742.60	202,125,010.26
	4,919,984,027.85	4,040,584,520.93
	3,524,788,296.55	2,368,113,206.74
	287,598,897.81	271,040,730.82
	133,441,320.55	196,118,030.83
	322,269,425.44	1,032,066,356.74
	4,268,097,940.35	3,867,338,325.13
	651,886,087.50	173,246,195.80
	8,532,674.58	2,421,153.33
	11,454,619.45	8,319,815.28
	19,987,294.03	10,740,968.61
	26,846,645.31	25,759,887.65
	659,305,000.00	331,500,000.00
	6,859,566.11	6,022,494.80

	693,011,211.42	363,282,382.45
	-673,023,917.39	-352,541,413.84
	711,050,578.00	
	1,436,637,196.83	622,286,493.25
		4,000,000.00
	2,147,687,774.83	626,286,493.25
	1,167,380,024.39	549,599,676.98
	120,034,531.73	106,639,866.86
	163,568,161.79	9,404,495.16
	1,450,982,717.91	665,644,039.00
	696,705,056.92	-39,357,545.75
	600,940.06	4,060,685.52
	676,168,167.09	-214,592,078.27
	323,415,718.77	538,007,797.04
	999,583,885.86	323,415,718.77

7

	830,693,439.00				1,364,793,419.79	53,445,290.00			86,174,849.45		1,838,194,156.27	2,017,357.37	4,068,427,931.88	

	830,69												
	3,439.										3,439.		
	00												

4													
1													
2													
							-162,40 0.18				-6,864,6 29.80		-7,027,0 29.98
	882,68 6,848. 00				1,772,5 95,101. 63	545,231 ,510.00	-162,40 0.18		86,174, 849.45		2,778,4 51,448. 03	11,991, 840.28	4,986,5 06,177. 21

	,833.0 0				229.18	99.70						,331.66	794.14
2													
3					41,912, 657.50	-26,617, 370.30							68,530, 027.80
4													
									6,434,6 95.47		-89,504, 039.37		-83,069, 343.90
1									6,434,6 95.47		-6,434,6 95.47		
2													
3											-83,069, 343.90		-83,069, 343.90
4													
	416,32 6,636. 00				-416,32 6,636.0 0								
1	416,32 6,636. 00				-416,32 6,636.0 0								
2													
3													
4													
1													
2													
	830,69 3,439. 00				1,364,7 93,419. 79	53,445, 290.00							

	830,693, 439.00				1,406,087 ,908.19	53,445,29 0.00			86,174,84 9.45	401,315 ,757.50	2,670,826 ,664.14

|

|

3,956					
	2007				[2008]927
	2008 9 1	1,320			
				[2008]131	
		2008 9 10		5,276	
	2008		2008 12 31	5,276	
	10	5	2,638		7,914
	2009		2009 12 31	7,914	
	10	10	7,914		15,828
	2010				[2010]1816
	2010 12 29		1,348	17,176	
	2010		2010 12 31	17,176	
	10	10	17,176		
34,352					
					2013
			A 1,800		1,730.20
69.80					
		1,631.60		1.00	311
		35,983.60			
	2013				
			A 69.80		1.00
		36,053.40			
	2013				[2014]590
	2014 8 8		5,626.9553		41,680.3553
	2013				
			47.6917		1.00
			41,632.6636		
	2014		2014 12 31	41,632.6636	
	10	10	41,632.6636		

83,265.3272			
2013			
		18.20	
2015 8 5			
83,247.1272			
2013			
		177.7833	
83,069.3439			
2016			
		6,312.60	
997.6091			
1.00	1197		88,384.3348
2016 11 28			
91110000102551540H			
2013			
		12.20	
2016 11 7			
2013			
		103.45	
2016 11 7			
			883,843,348
882,686,848	2017 2 23		

2017 4 20

America Oriental Yuhong (America) Developments Ltd. Yuhong
Yuhong America

1

15

2014

2

		11	14	17	24
1					
	2016			2016 12 31	
2					
		1 1	12 31		
3					
	12				
4					
5					
1					

3

6

1

2

3

4

7

8

1

2

9

1

2

5

10

6

-

-

12

50%

50%

12

12

12

12

7

8

:

10**1**

	1,000	1,000

2

--	--

1	1	5.00%
1	2	10.00%
2	3	30.00%
3	4	50.00%
4	5	80.00%
5		100.00%

		0.00%

3

11

1

2

3

4

5

12

1

2

22

22

3

20%

20%

50%

14

19

15

1

2

3

3

16

1

40-50

3-15

15

15

19

2

17

18

19

1

2

3

4

22

1

C

A

D

B

C A B D

2

23

1

2

24

/

1

2

1

2

25

1

1

2

2

1

2

26

1

2

3

4

1

2

27

1

2016 22	2016 5 1	
	2016 5 1	

	2016	15,041,451.86
22	2016 5 1	-15,041,451.86

2016 5 1

2

1

		17 11 3
		4
		1 5 7
		25
		3 5
		3 5

--	--

2

1

2014 10 30

GR201411000433

2014 2016 15%

2016 11 30

GR201632002117

2016 2018

15%

2014 9 23

GF201443000028

2014 2016 15%

2014 10 31

GR201432002176

2014 2016

15%

2015 6 1

GF201521000069

2015 2017 15%

2015 7 21

GR201511000260

2015 2017

15%

2015 10 10

GR201544006308

2015 2017 15%

2015 10 30

GR201531001015

2015 2017

15%

2015 12 10

GR201537000177

2015 2017

15%

2016 11 21

GR201613000502

2016 2018

15%

2012 12

2016

15%

[2011]58

2016

15%

2

[2015]16

Volatile Organic Compounds,VOC

420 /

1

	1,240,055.62	2,633,538.93
	1,433,594,794.52	449,543,150.42
	176,320,430.96	172,038,278.97
	1,611,155,281.10	624,214,968.32

2016 12 31
54,027,117.81

6,127,825.92

80,644,081.60

31,645,598.94

3,875,806.69

176,320,430.96

2

1

	72,024,368.33	56,516,284.45
	296,121,043.43	312,437,021.15
	368,145,411.76	368,953,305.60

2

		58,649,077.57
		58,649,077.57

3

	223,220,358.17	
	31,832,535.56	119,940,674.27
	255,052,893.73	119,940,674.27

4

		330,712.80
		330,712.80

3

1

--	--	--

	3,178,687,254.20	99.90%	295,583,931.25	9.30%	2,883,103,322.95	2,294,054,426.71	99.82%	211,973,286.15	9.24%	2,082,081,140.56

	2,510,970.16

4

15.93%

506,757,499.11

30,124,386.86

5

52,993,911.20

-2,595,042.57

52,993,911.20

52,993,911.20

52,993,911.20

0

478,406,400.27

538,998,700.00

60,592,299.73

138,998,700.00

4

1

1	128,770,914.83	97.51%	67,852,057.53	96.46%
1 2	1,796,024.46	1.36%	1,381,826.17	1.96%
2 3	699,554.63	0.53%	1,054,375.07	1.50%
3	786,650.35	0.60%	53,271.82	0.08%
	132,053,144.27	--	70,341,530.59	--

1

1

3,282,229.44

2

66,579,527.89

50.42%

5

1

	333,323,015.29	99.43%	29,862,092.12	8.96%	303,460,923.17	136,798,057.41	98.61%	16,146,109.90	11.80%	120,651,947.51
	1,923,286.46	0.57%	1,923,286.46	100.00%		1,923,286.46	1.39%	1,923,286.46	100.00%	
	335,246,301.75	100.00%	31,785,378.58	9.48%	303,460,923.17	138,721,343.87	100.00%	18,069,396.36	13.03%	120,651,947.51

1			
1		271,791,981.56	5.00%
1 2		39,312,345.88	10.00%
2 3		6,922,043.93	30.00%
3 4		8,905,303.03	50.00%
4 5		2,896,735.76	80.00%
5		3,494,605.13	100.00%
		333,323,015.29	8.96%

2

13,760,194.72

0.00

3

	44,212.50

4

	72,226,260.19	76,415,412.61
	24,305,457.11	18,815,369.90
	169,639,800.00	
	43,655,281.61	22,410,159.51
	22,983,544.06	12,903,164.10
	2,435,958.78	8,177,237.75
	335,246,301.75	138,721,343.87

5

		169,639,800.00	1	50.60%	8,481,990.00
		20,000,000.00	1-2	5.97%	2,000,000.00
		5,265,678.02	3-4	1.57%	2,632,839.01
		2,990,474.00	1	0.89%	149,523.70


		2,974,027.13	1-3	0.89%	445,813.21
	--	200,869,979.15	--	59.92%	13,710,165.92

6**1**

2

	33,000,000		7,500,000	25,500,000					11.25%	
	.00		00	.00						

--	--	--	--	--



	11,851,445.21		11,851,445.21		
	7,349,195.42		7,349,195.42		
	5,519,373.52		5,519,373.52		
	3,396,226.42		3,396,226.42		
	1,878,171.20		1,878,171.20		
	1,584,972.91		1,584,972.91		
	1,554,418.17		1,554,418.17	5,133,805.74	5,133,805.74
	1,536,738.73		1,536,738.73		
	1,528,714.71		1,528,714.71	3,875,630.38	3,875,630.38
	716,894.44		716,894.44		
	155,823.08		155,823.08	66,740.20	66,740.20
				76,426,986.93	76,426,986.93
				43,218,986.38	43,218,986.38
				11,007,302.63	11,007,302.63
				3,071,746.80	3,071,746.80
				1,144,042.98	1,144,042.98
				311,111.11	311,111.11
	271,670,831.84		271,670,831.84	164,938,013.96	164,938,013.96

2

2.4	156,640,000.00		46,959,979.20	4,686,768.92		42,273,210.28	29.98%	35.00%				
	180,000,000.00	7,638,985.34	136,136,999.47	29,914.53		143,746,070.28	79.88%	80.00%				
	387,270,000.00	2,925,350.30	15,412,068.70			18,337,419.00	4.74%	5.00%				
	50,000,000.00	7,275,024.00	25,340,461.56	16,795,803.97		15,819,681.59	65.23%	70.00%				
	165,895,000.00		14,422,476.88			14,422,476.88	8.69%	8.00%				
	17,320,000.00		11,851,445.21			11,851,445.21	68.43%	70.00%				
	9,000,000.00		7,349,195.42			7,349,195.42	81.66%	85.00%				
	142,250,600.00		5,519,373.52			5,519,373.52	3.88%	5.00%				

	184,300,000.00	76,426,986.93	85,053,224.88	161,480,211.81			87.62%	100.00%				
	293,520,000.00	43,218,986.38	39,039,038.47	82,258,024.85			91.26%	100.00%				
	140,600,000.00	14,882,933.01	18,396,607.15	33,279,540.16			80.03%	100.00%				
	1,726,795,600.00	152,368,265.96	405,480,870.46	298,530,264.24		259,318,872.18	--	--				--

3

--	--	--	--	--	--	--	--	--	--	--	--	--

2016 12 31

2.4

11

1

1.	431,212,366.53							

3							
3.							
1							
4.	581,033,153.39	207,820.00		1,431,900.00	21,120,787.73		603,793,661.12
1.	19,697,094.06	194.25		193,775.56	1,556,748.03		21,447,811.90
2.	9,831,035.06	522.05		95,460.00	893,492.77		10,820,509.88
1	9,831,035.06	522.05		95,460.00	893,492.77		10,820,509.88
3.							
1							
4.	29,528,129.12	716.30		289,235.56	2,450,240.80		32,268,321.78
1.							

4.							
1.	551,505,024.27	207,103.70		1,142,664.44	18,670,546.93		571,525,339.34
2.	411,515,272.47	5,155.75		1,238,124.44	5,796,342.82		418,554,895.48

0.00%

2

	40,651,706.47	

1. 2016 12 31

2. 2016 12 31

1,760,006.46

48

12**1**

	13,469,206.10				13,469,206.10
	2,622,808.63				2,622,808.63
	6,815,807.91				6,815,807.91
	22,907,822.64				22,907,822.64

2

--	--	--

5

4.00%

12.10%

13

		125,359,117.76		68,899,991.10
--	--	----------------	--	---------------

4

		23,095,278.61	10,340,498.07
		86,249,042.91	33,460,609.08
		109,344,321.52	43,801,107.15

5

2016			448.05
2017	2,226,122.99	2,226,122.99	
2018	2,288,037.30	2,460,299.45	
2019	4,583,035.50	4,651,089.80	
2020	23,642,301.02	24,122,648.79	
2021	53,509,546.10		

	605,252,393.00	241,835,000.00
	40,000,000.00	
	297,647,777.57	239,173,519.16
	119,940,674.27	141,807,645.07
	1,062,840,844.84	622,816,164.23

A

145,752,393.00 2016 12 31 30,000

B

62,600 2016 12 31

C

10,000
10,000 2 2016 12 31

D

2016 12 5,500 23,000

E

5,000 2016 12 31 5,500

I		6,000	2016 12 31	
	2,000			
J				
	3,000	2016 12 31		2,000
K				
			3,300	2016
12 31		400		
L				
	50	3,000	2016 12 31	
A		5		
		40,000,000		
	110,000	2016 12 31		10,000
B			14,000,000	
70,000		2016 12 31		10,000
C				
	8,000			
	2016 12 31		58,649,077.57	
	58,649,077.57			
D				
			3,779.87	2016 12
31		3,779.87		
E				
			150	2016 12 31
	120			
A				
	59,803,818.14			
B				
	59,579,669.96			

C

557,186.17

4,000

2016 12

		547,668,080.01	368,196,388.72
--	--	----------------	----------------

2 **1**

--	--	--	--

1 19,606,379.30

20

1

--	--	--	--

2

1	24,461,574.89	626,651,796.58	622,105,886.01	29,007,485.46
2		23,332,878.08	23,332,878.08	
3	19,726.75	24,615,293.57	24,176,512.17	458,508.15
		21,095,377.07	20,722,850.07	372,527.00
	3,815.18	1,930,703.23	1,887,555.07	46,963.34
	15,911.57	1,589,213.27	1,566,107.03	39,017.81
4	2,178,827.30	22,835,753.26	22,927,322.34	2,087,258.22
5	1,604,449.30	15,392,404.17	15,620,865.82	1,375,987.65
	250,628.17	498,127.99	748,756.16	
	28,515,206.41	713,326,253.65	708,912,220.58	32,929,239.48

3

1	415,157.46	44,033,418.28	43,906,726.78	541,848.96
2	19,803.44	2,111,014.34	2,064,172.52	66,645.26
		31,730,000.00	31,730,000.00	
	434,960.90	77,874,432.62	77,700,899.30	608,494.22

22

	78,283,916.52	49,147,561.64
	120,369,641.60	53,032,207.18
	8,207,700.91	3,390,376.19

	5,276,131.08	4,026,825.63
	4,627,334.42	3,741,090.00
	834,336.50	973,486.91
	390,638.85	286,999.21
		22,633,615.64
	498,345.50	202,059.60
	218,488,045.38	137,434,222.00

23

	966,694.15	674,072.02
	402,048.00	6,151,099.80
	1,368,742.15	6,825,171.82

24

	2,217,000.00	3,062,900.00
	2,217,000.00	3,062,900.00

25

1

	364,050,356.59	216,368,441.85
	95,604,996.19	94,307,569.87
	260,114,412.67	13,814,622.25
	8,283,467.04	8,044,254.59
	545,231,510.00	53,445,290.00
	1,273,284,742.49	385,980,178.56

	3,930,000.00		491,250.00		3,438,750.00	
		1,284,000.00	42,518.00		1,241,482.00	
	1,000,000.00		378,616.67		621,383.33	
		500,000.00			500,000.00	
	262,500.00		37,500.00		225,000.00	
	59,868,250.04	5,984,000.00	5,773,234.63		60,079,015.41	--

1 2013 11

13,430,000.00

2 2014 1

21,956,000.00

3 2014 12

2014

1,000,000.00

4 2015 4

16,740,000.00

2.4

5 2015 5

2014

300,000.00

6 2015 6 2015 9 2016 5

12,600,000.00

7 2015 11

3,930,000.00

8 2016 9 2016 10
1,284,000.00

9 2016 11
500,000.00

28

		+					

1	2016				
		1,197		63,126,000	
	53,149,909	1.00	9,976,091		
				8.24	520,158,240.00
		9,976,091		142,996,164.00	
	520,158,240.00			142,996,164.00	
53,149,909.00		324,012,167.00		-	
2					
			5%		
			840,934.11		-
3					1,156,500
	-	3,157,117.50			
4					
	90,833,010.05				
	4,727,311.82				

30

	53,445,290.00	520,158,240.00	28,372,020.00	545,231,510.00
	53,445,290.00	520,158,240.00	28,372,020.00	545,231,510.00

1			1,197	
	63,126,000	8.24		520,158,240.00
2				
3				1,156,500.00
			0.13%	
	61.77%			

31

		-162,400.18			-162,400.18	-162,400.

162,400. /TJTJ 9 Tf 85.1 730.44 Td <26 ()Tj ET <</MCID 21 >

	6,898,251,865.46	3,921,483,414.46	5,276,646,665.47	3,116,731,679.68
	101,980,913.91	94,286,427.89	27,343,776.29	25,239,036.46
	7,000,232,779.37	4,015,769,842.35	5,303,990,441.76	3,141,970,716.14

35

	27,856,884.79	19,898,657.58
	23,384,490.13	16,882,251.27
	3,832,156.02	
	7,255,009.39	
	3,943,729.41	
	14,439,233.35	53,590,745.06
	368,873.68	347,949.59
	75,012.57	
	74,643.23	
	24,931.55	
	10,557.04	
		75,885.86
	81,265,521.16	90,795,489.36

36

	332,731,800.65	223,345,227.33
	242,624,587.14	182,809,372.89
	82,365,807.27	96,432,627.43
	47,273,261.88	35,181,186.08
	43,138,880.84	40,628,953.77
	36,572,684.00	26,780,256.12
	23,031,574.78	19,333,245.17
	6,956,922.03	5,800,026.56

	4,130,519.40	3,736,046.87
	21,497,921.76	18,970,134.31
	840,323,959.75	653,017,076.53

37

	298,580,439.63	227,831,182.09
	224,471,264.53	159,595,698.51
	90,880,054.88	16,547,901.94
	35,448,260.82	25,562,481.31
	21,012,749.54	24,298,852.99
	21,446,009.72	17,123,812.01
	20,395,669.52	21,284,289.34
	12,472,369.93	7,357,642.41
	11,985,557.32	11,351,119.00
	10,411,624.16	7,982,978.86
	10,124,984.60	7,571,853.31
	10,415,948.37	7,851,703.06
	6,440,025.15	15,167,236.83
	6,255,471.98	4,689,112.15
	4,458,829.57	3,830,802.93
	39,815,260.50	37,086,594.26
	824,614,520.22	595,133,261.00

38

	35,474,794.42	26,569,869.92
	8,558,201.85	8,085,154.95

	46,363,984.98	27,065,993.72
--	---------------	---------------

39

	98,836,614.38	64,283,708.91
	19,425,915.20	4,259,231.88
	230,115.93	
	118,492,645.51	68,542,940.79

40

		-27,600.00
		-27,600.00
		-27,600.00

41

	24,215,858.42	
	-2,253,779.11	-2,363,506.00
		3,000,000.00
	1,189,805.00	
	23,151,884.31	636,494.00

8,400 Oriental Yuhong(Canada)Investment Holdings Ltd.
Yuhong Canada Yuhong Canada 7,996.8678 Oriental
Yuhong(Canada) Develpments Ltd. Yuhong Canada Develpments Yuhong Canada
Develpments 7.7 YYH Development Ltd. Yuhong Canada
8,250 Yuhong Canada Develpments 100% 24,215,858.42

42

	1,823,780.63	997,462.89	1,823,780.63
	1,823,780.63	997,462.89	1,823,780.63
	62,914,553.44	114,248,377.70	62,914,553.44
	180,330.69	141,743.56	180,330.69
	1.08	3,134.18	1.08

						1,964,213.00		
						1,790,000.00		
						1,594,000.00		
						1,502,827.50		
						1,274,000.00		
						1,000,000.00		
						860,000.00		
						853,800.00		
						810,850.00	478,250.00	

2016						800,000.00	750,000.00	
						800,000.00		
2015						700,000.00		
						696,944.59	220,950.00	
						686,000.00		
						500,000.00		
15						500,000.00		
						500,000.00		

						500,000.00		
						491,250.00		
						378,616.67		
2014						317,405.00		
2014						300,000.00		
						300,000.00		
2015						300,000.00		
						280,000.00		



						203,000.00	52,721.00	
						400,000.00		
						200,000.00		
						177,700.31		
						158,000.00		
2016						150,000.00		
						150,000.00		

						124,878.26		
						100,000.00		
						100,000.00		
						100,000.00		
						100,000.00		
2013-2014						90,000.00		
						70,000.00		
2015						70,000.00		

2016						57,000.00		
------	--	--	--	--	--	-----------	--	--

						42,518.00		
						42,000.00	167,500.00	
						40,000.00		
						40,000.00		
						37,500.00		
						34,400.00		
						31,000.00	20,000.00	
						27,300.00		
						21,100.00		

--	--	--	--	--	--	--	--	--

						8,000.00		
						7,586.30		
						7,155.00		
						7,000.00		
						2,000.00		
2015						2,000.00		

1-6

600.00

						0.00	6,859,575.00	
						0.00	5,000,000.00	
						0.00	550,000.00	
2015						0.00	500,000.00	
						0.00	500,000.00	
						0.00	389,000.00	
						0.00	370,000.00	
						0.00	600,000.00	
						0.00	300,000.00	
						0.00	215,000.00	

						0.00	200,000.00	
						0.00	180,000.00	
						0.00	134,900.00	

2014						0.00	8,000.00	
						0.00	7,000.00	
						0.00	5,000.00	
						0.00	2,000.00	

44

1

	191,715,055.45	109,366,111.71
	-61,186,438.48	-945,982.67
	130,528,616.97	108,420,129.04

2

	1,156,851,322.40
/	173,527,698.36
	-

46

1

	249,744,330.12	91,507,301.40
	38,916,128.77	99,966,050.00
	11,464,655.14	40,575,747.53
	1,854,584.47	1,033,622.82
	1.08	134.18
	73,507.57	138,865.26
	302,053,207.15	233,221,721.19

2

	825,416,442.01	680,293,057.25
	40,349,869.14	75,651,835.17
	28,505,023.51	22,391,419.09
	695,704.90	345,214.00
	64,741.11	257,636.00
	895,031,780.67	778,939,161.51

	4,578,187.00	3,726,368.80
	1,149,949.11	172,476.00
	1,131,430.00	2,123,650.00
	6,859,566.11	6,022,494.80

5

	3,583,853.65	19,150,585.37
		4,000,000.00
	3,583,853.65	23,150,585.37

6

	142,996,164.00	
	27,707,373.11	3,884,314.00
	6,127,825.92	
	4,869,099.54	1,825,065.34
	4,280,768.00	7,063,535.66
		91,500,000.00
	185,981,230.57	104,272,915.00

47

1

1	--	--
	1,026,322,705.43	728,814,633.89
	118,492,645.51	68,542,940.79
	133,030,018.86	88,683,732.63
	10,820,509.88	7,823,937.76

	4,786,410.65	2,639,110.72
	3,853,353.51	5,666,905.57
		27,600.00
	46,363,984.98	26,684,591.36
	-23,151,884.31	-636,494.00
	-61,186,438.48	-945,982.67
	-484,552,776.46	-11,175,359.38
	-954,127,526.24	-733,210,828.55
	702,777,594.20	206,871,661.84
	66,986,451.88	31,530,480.42
	590,415,049.41	421,316,930.38
2	--	--
3	--	--
	1,434,834,850.14	495,186,251.11
	495,186,251.11	802,739,163.53
	939,648,599.03	-307,552,912.42

2

	1,434,834,850.14	495,186,251.11
	1,240,055.62	2,633,538.93
	1,433,594,794.52	449,543,150.42
		43,009,561.76
	1,434,834,850.14	495,186,251.11

48

	176,320,430.96	
	58,649,077.57	

5,000

2016 5

3,500

2016

6

59.9993
Yuhong America

Yuhong America

2016

6

1,000

2016

12

2016 12 31

1

1



				100.00%		
Yuhong America	America	Pennsylvania	Researching about Waterproof Materials	100.00%		
				100.00%		

2

	0.31%	427,713.58		2,317,487.58

3

	1,380,18 2,191.86	191,710, 530.02	1,571,89 2,721.88	823,074, 601.28	1,241,48 2.00	824,316, 083.28	1,013,81 5,912.82	173,300, 808.66	1,187,11 6,721.48	583,614, 490.51	1,080,00 0.00	584,694, 490.51

	1,098,171,14 1.06	137,972,121. 98	137,972,121. 98	-32,791,038.1 4	1,154,295,28 8.90	174,086,417. 52	174,086,417. 52	-21,095,712.0 0

1

1

	161,115.53	62,421.50
	161,115.53	62,421.50
	106,284.08	62,281.62
	106,284.08	62,281.62
	54,831.45	139.88

2016 12 31

4.19	-	1,062.91	337.94
14,575.24	7.26	2.71	91.44
-	-	1,986.12	
-	-	8.32	1,257.60
14,579.43	7.26	3,060.07	1,686.98

2

4

15.93% 2015

19.48%
59.92% 2015 24.98%

3

308,836.30 2015 12 31 2016 12 31 193,954.55

150,286.77 2,111.85 223.36 152,621.98

2

2016 12 31

43.70% 2015 12 31 33.13%

1

	--	--	--	--
	--	--	--	--

2

3

4

5

1

2016 12 31

2

1

--	--	--	--	--	--

30.55%

2

3

		6.06%
		1.31%
KELTIC INVESTMENT (HK) LIMITED INVESTMENT	KELTIC	

4

1

/

--	--	--	--	--	--

/

		8,147,665.80	0.00

2

--	--	--	--	--

	100,000,000.00	2016 09 23	2017 09 19	
	530,000,000.00	2016 07 05	2017 07 04	
	626,000,000.00	2016 04 26	2018 04 25	
	100,000,000.00	2016 12 01	2017 11 30	

8,396,700.00

8.24

63,126,000.00
7,050,500.00
1,156,500.00
6.83
3 7
8.24

		A	1,800	1,730.20
	69.80			
	1,631.60			
2	2013	A	69.80	
3	2013		47.6917	1.00
4	2013		18.20	1.00
5	2013		177.7833	1.00
6	2013		12.20	1.00
7	2013		103.45	1.00
	2016		6,312.60	5,314.9909
	997.6091			
	1.00			
2				

	20	20
	/ 20	14.06
50%	2012	
		20

	50%
	20
	20
	50%
	50%
	205,257,703.45
	90,833,010.05

3

4

5

1

1

1 2014 8 7

56,269,553.00

1,251,228,980.07

1,273,379,984.39

A

2,000

14,586

2.4

11.66%

2016 12 31

58,187.06

22,784.90

25,415.97

18,734.97

18,885.82

18,734.97

150.85

2016 12 31

2

1

2016 12 31

16

,

2

3

1

	132,403,027.20
	132,403,027.20

2

1 2017 2 23

91110000102551540H

2

26,950

13,850

51.3915%

2017 3 1

3 2017 3 1
 2,479.7115

Yuhong Canada Developments

4

	4,761,915,473.39	2,238,317,305.98		7,000,232,779.37
	1,161,168,948.96		-1,161,168,948.96	
	5,821,954,971.54	2,237,465,842.88	-1,161,168,948.96	6,898,251,865.46
	3,218,288,670.25	1,958,650,121.06	-1,161,168,948.96	4,015,769,842.35
	3,124,476,870.74	1,958,175,492.68	-1,161,168,948.96	3,921,483,414.46
	1,575,534,574.56	335,526,057.06		1,911,060,631.62
/()	1,073,790,628.23	-388,322.83		1,073,402,305.40
	8,318,115,630.48	2,565,560,978.13	-2,152,487,183.97	8,731,189,424.64
	3,694,723,051.14	2,082,503,305.87	-1,907,183,991.82	3,870,042,365.19
	705,016,759.97	2,762,848.31		707,779,608.28
	145,789,857.71	2,847,081.68		148,636,939.39
	49,870,834.75	68,621,810.76		118,492,645.51

3

4

	3,684,465,611.31	2,688,648,856.48
	1,899,126,761.38	1,362,165,385.91
	956,025,765.70	838,654,895.21
	358,633,727.07	387,177,527.87
	101,980,913.91	27,343,776.29
	7,000,232,779.37	5,303,990,441.76

6,977,045,215.66	522,853.39	22,664,710.3	-	7,000,232,779.37
------------------	------------	--------------	---	------------------

2

5,289,313,282.6	1,429,877.04	13,247,282.0	-	5,303,990,441.76
6		6		

2

3

1	2015 8 25	1,000,000	2015 8 25
	365		

2	2016 1 8	3,300,000	2016
		355	

1 8

2016 7 28

202

3	2016 2 1	5,000,000	2016 2 1
	322		

2016 12 19

4	2016 3 8	5,000,000	2016 3 8

5	2016 3 25	250,000	2016 3 25
	365		

6	2016 6 21	220,000	2016 6 21
	365		

7	2016 7 27	11,040,000	2016
		365	

7 27

8 2016 8 2 410,000
2016 8 2

9 2016 8 15 170,000
365 2016 8 15

10 2016 8 18 4,540,000
365 2016
8 18

11 2016 10 25 1,000,000
365 2016 10 25

12 2016 11 7 30,950,000
360 2016 11 7

13 2016 11 17 3,310,000
365 2016 11 17

14 2016 12 6 12,611,100
360 2016 12 6

15 2016 12 13 40,000,000
2016 12 13

	1,436,222,675.70	100.00%	66,644,385.55	4.64%	1,369,578,290.15	922,525,005.79	100.00%	48,199,610.64	5.22%	874,325,395.15

1			
1	773,338,790.63	38,666,939.53	5.00%
1 2	77,916,066.02	7,791,606.60	10.00%
2 3	26,662,115.78	7,998,634.73	30.00%
3 4	7,950,229.85	3,975,114.92	50.00%
4 5	1,667,825.92	1,334,260.74	80.00%
5	6,537,380.28	6,537,380.28	100.00%
	894,072,408.48	66,303,936.80	7.42%

2

20,230,039.49

0.00

3

	1,785,264.58

4

38.89%

558,535,412.18

17,773,037.38

5

6

2

1

	1,415,33 4,213.69	99.92%	6,167,27 7.55	0.44%	1,409,166 ,936.14	1,380,8 12,933. 57	99.92%	3,739,115 .73	0.27%	1,377,073,8 17.84
	1,130,33 0.80	0.08%	1,130,33 0.80	100.00%		1,130,3 30.80	0.08%	1,130,330 .80	100.00%	
	1,416,46 4,544.49	100.00%	7,297,60 8.35	0.52%	1,409,166 ,936.14	1,381,9 43,264. 37	100.00%	4,869,446 .53	0.35%	1,377,073,8 17.84

1			
1		20,417,886.39	5.00%
1 2		21,773,313.44	10.00%
2 3		617,506.90	30.00%
3 4		5,336,735.70	50.00%
4 5		7,540.00	80.00%
5		109,399.97	100.00%
		48,262,382.40	12.78%

2

2,428,161.82

0.00

3

	0.00

4

	1,367,071,831.29	1,336,857,768.66
	30,973,901.33	30,447,104.44
	14,754,213.32	8,456,298.51
	3,664,598.55	5,559,055.16
		623,037.60
	1,416,464,544.49	1,381,943,264.37

5

		571,041,816.63	1	40.32%	
		370,379,500.37	1	26.15%	
		169,568,153.17	1	11.97%	
		78,187,089.26	1	5.52%	
		38,278,949.58	1	2.70%	
	--	1,227,455,509.01	--	86.66%	

6

--	--	--	--	--

7

8

3

	2,292,590,497.97		2,292,590,497.97	1,637,390,695.65		1,637,390,695.65
	2,292,590,497.97		2,292,590,497.97	1,637,390,695.65		1,637,390,695.65

1

		441,896,500.00		441,896,500.00		
	254,295,021.51	6,904,083.75		261,199,105.26		
	150,751,406.76	685,810.30		151,437,217.06		
	150,000,000.00	495,925.68		150,495,925.68		
	133,743,225.93	2,003,600.81		135,746,826.74		
	104,371,548.41	2,734,199.64		107,105,748.05		
	100,291,274.17	5,127,180.75		105,418,454.92		
	100,000,000.00	661,234.24		100,661,234.24		
	50,000,000.00	50,000,000.00		100,000,000.00		
	96,024,691.03	984,037.01		97,008,728.04		
	87,630,997.79	912,183.08		88,543,180.87		
	80,000,000.00	371,944.26		80,371,944.26		
	52,250,038.46	4,658,075.96		56,908,114.42		
	53,114,660.70	2,093,847.07		55,208,507.77		

	5,000,000.00	46,418,898.47		51,418,898.47		
	50,819,652.83	26,810.24		50,846,463.07		
	50,000,000.00	123,981.41		50,123,981.41		
	50,000,000.00			50,000,000.00		
		50,000,000.00		50,000,000.00		
	33,825,079.86	1,557,788.66		35,382,868.52		
		35,000,000.00		35,000,000.00		
		21,611,758.45		21,611,758.45		
		11,651,498.28		11,651,498.28		
Yuhong America		3,908,500.00		3,908,500.00		
	173,098.20	371,944.26		545,042.46		
	100,000.00			100,000.00		
	35,000,000.00		35,000,000.00			
	1,637,390,695.65	690,199,802.32	35,000,000.00	2,292,590,497.97		

2

4	11,500	2016 12 31		44,189.65
5		2016 12 31		5,000
6				5,000
7	4,500			
8		3,500		
9		59.9993	Yuhong America	
10		1,000		2016 12 31
11		100%	3,500	2016 12
31				
12				

4

	3,217,360,559.67	2,648,206,584.37	2,956,803,174.37	2,193,325,003.22
	468,156,321.93	455,855,515.36	404,902,905.01	406,606,805.19
	3,685,516,881.60	3,104,062,099.73	3,361,706,079.38	2,599,931,808.41

5

	-2,253,779.11	-2,363,506.00
	-2,253,779.11	-2,363,506.00

1

	20,362,504.91	
	62,914,553.44	
	-1,063,974.11	
	1,235,932.76	
	11,194,199.82	
	16,783.46	
	72,238,033.72	--

1

1

2

		/	/
	23.17%	1.22	1.20
	21.54%		

2

3

2016